

Using Demographic Data to Inform Texoma's *Kids Matter!* Project

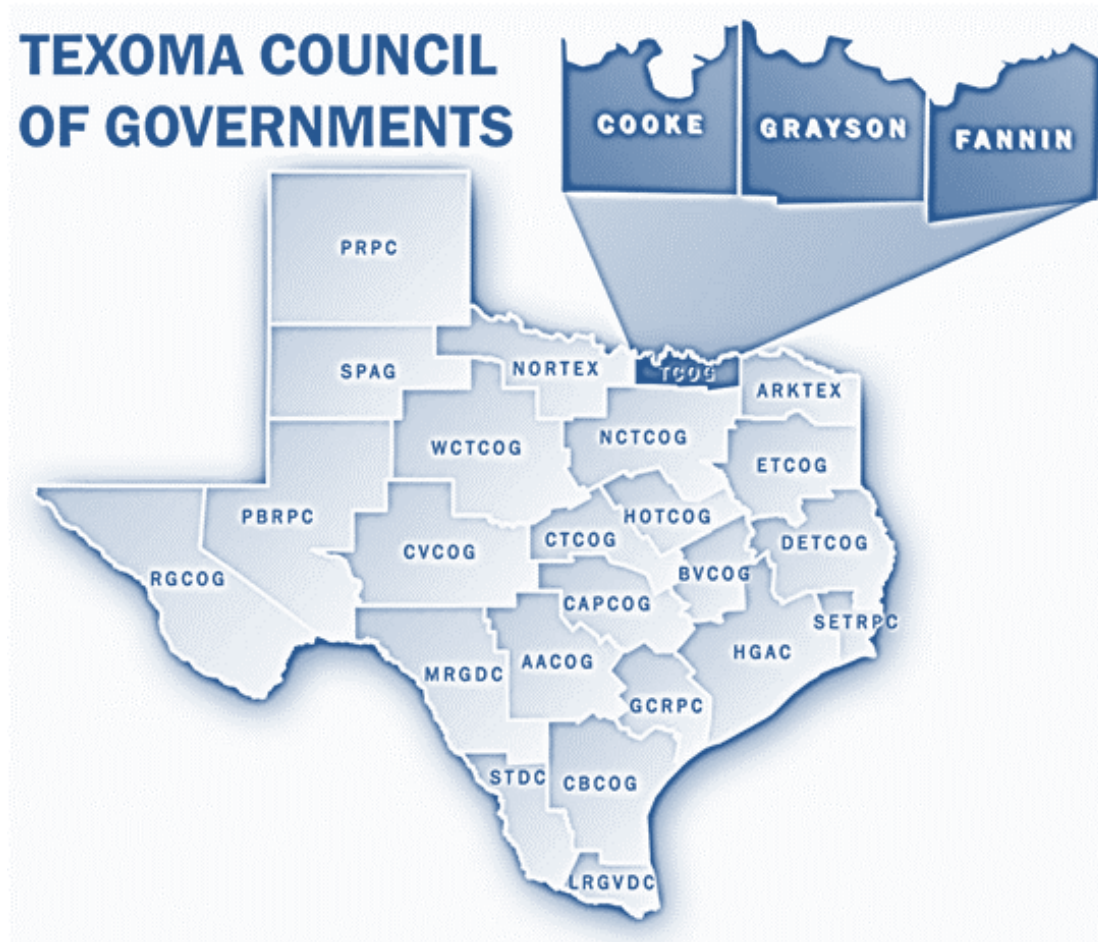


Michael Schmitz, BS GIS

James Randy McBroom, PhD



Texoma Council of Governments (TCOG)



“Beyond ABC”

- Childhood Distress Data for Six North Texas Counties
 - Dallas, Collin, Denton, Fannin, Grayson, Cooke
- Sponsored and Published by Children’s Hospital, Dallas, with Data Compilation by UT-Dallas
- Several Issues for Northern Three Counties
 - Variable Selection
 - Frequency/Percentage Tables Only
 - Recommendations, But no Plans to Address Issues

Why “Kids Matter – Texoma” Project

- To Address Stated Issues
 - Additional/Appropriate Variables
 - Statistical Analysis
- Increase Awareness of Childhood Distress Issues in Each County and the Region – Effect Policy
- To Facilitate Strategic Plan/Action Plan to Address One Specific Issue/Problem for Each County

“Kids Matter – Texoma” Project Steps

- **Step 1** – Recruit Steering Committee for Each County and for the Texoma Region
 - ✓ Subject Matter Experts, As Well as People “In The Fray” Already
 - ✓ Determined Data Needed for Project
- **Step 2** – Data Collection by TCOG Staff and Austin College Interns, Directed by Michael Schmitz
 - ✓ Results – “Data Book” for Region and Each County

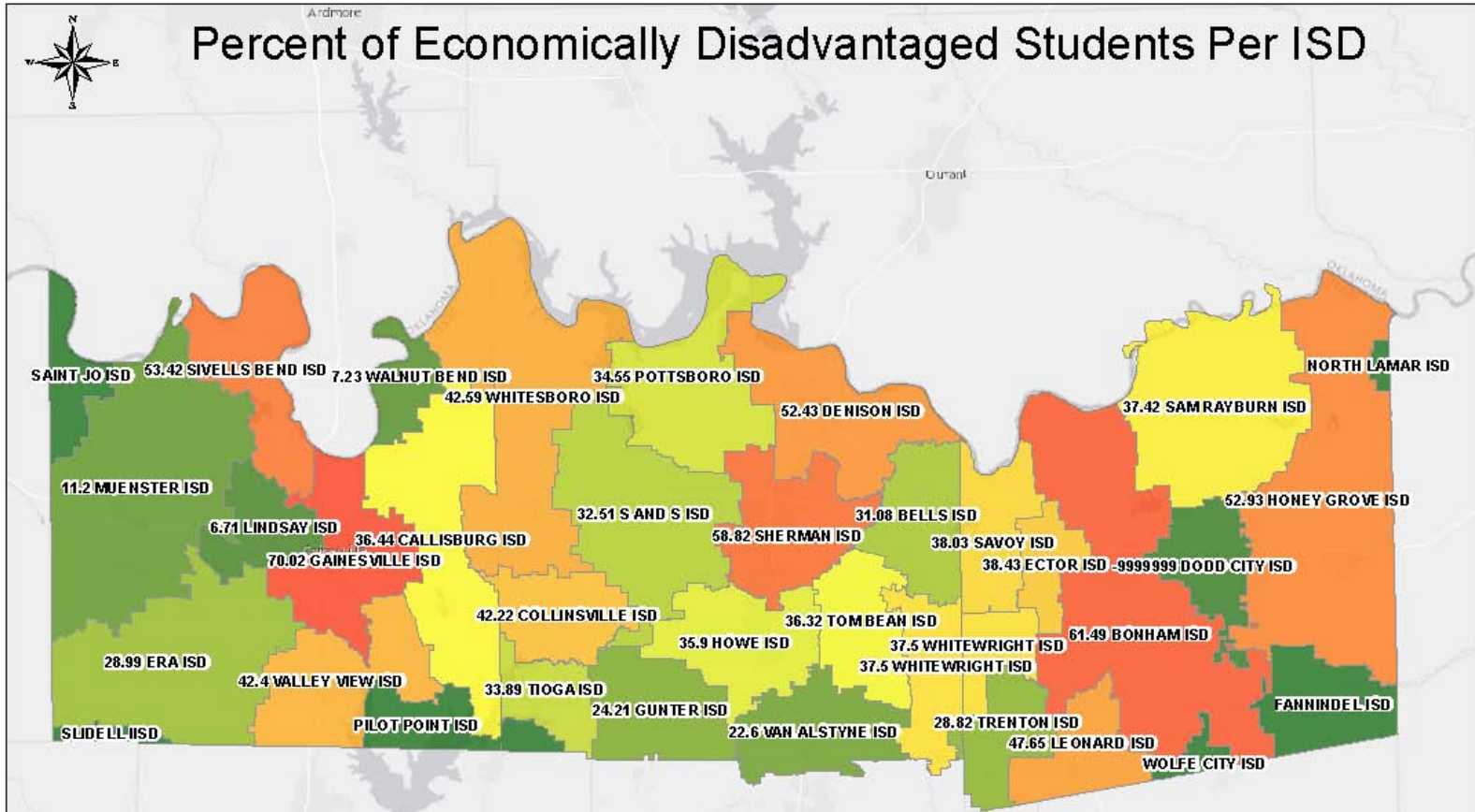
“Kids Matter – Texoma” Project Steps

- **Step 3** – TCOG Facilitated Regional Forum with Steering Committee from Each County, Plus Others
 - ✓ Goal – Data Informed Consensus on Two or Three Most Critical Issues for Region in Areas of Health, Safety, Education, and Economic Security
 - ✓ Modified Charrette Exercise
- **Step 4** – County Steering Committee Meetings and Public Forums
 - ✓ Results – Early Childhood Education Consensus in all Three Counties

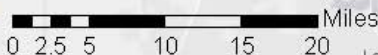
Childhood Poverty Concerns

Poverty Measures	Cooke	Fannin	Grayson
Percent Of All Children Living In Poverty	22.00%	22.40%	22.80%
All Families With related Children Of The Householder Under 18	19.90%	20.90%	20.80%
All Families With related Children Of The Householder Under 5	17.60%	26.40%	27.40%
Families with Female Householder, No Husband Present	40.40%	30.80%	32.20%
Families with Female Householder, No Husband Present, Children Under 5	51.80%	61.10%	43.50%
Families with Female Householder, No Husband Present, Children Under 18	50.90%	40.50%	40.00%
Married Couple Families	5.10%	7.10%	6.10%
Married Couple Families, Children under 5	2.20%	4.80%	10.90%
Married Couple Families, Children under 18	8.70%	9.90%	10.60%
Source: U.S. Census Bureau, 2011-2015 American Community Survey 5-Year Estimates			

Economically Disadvantaged

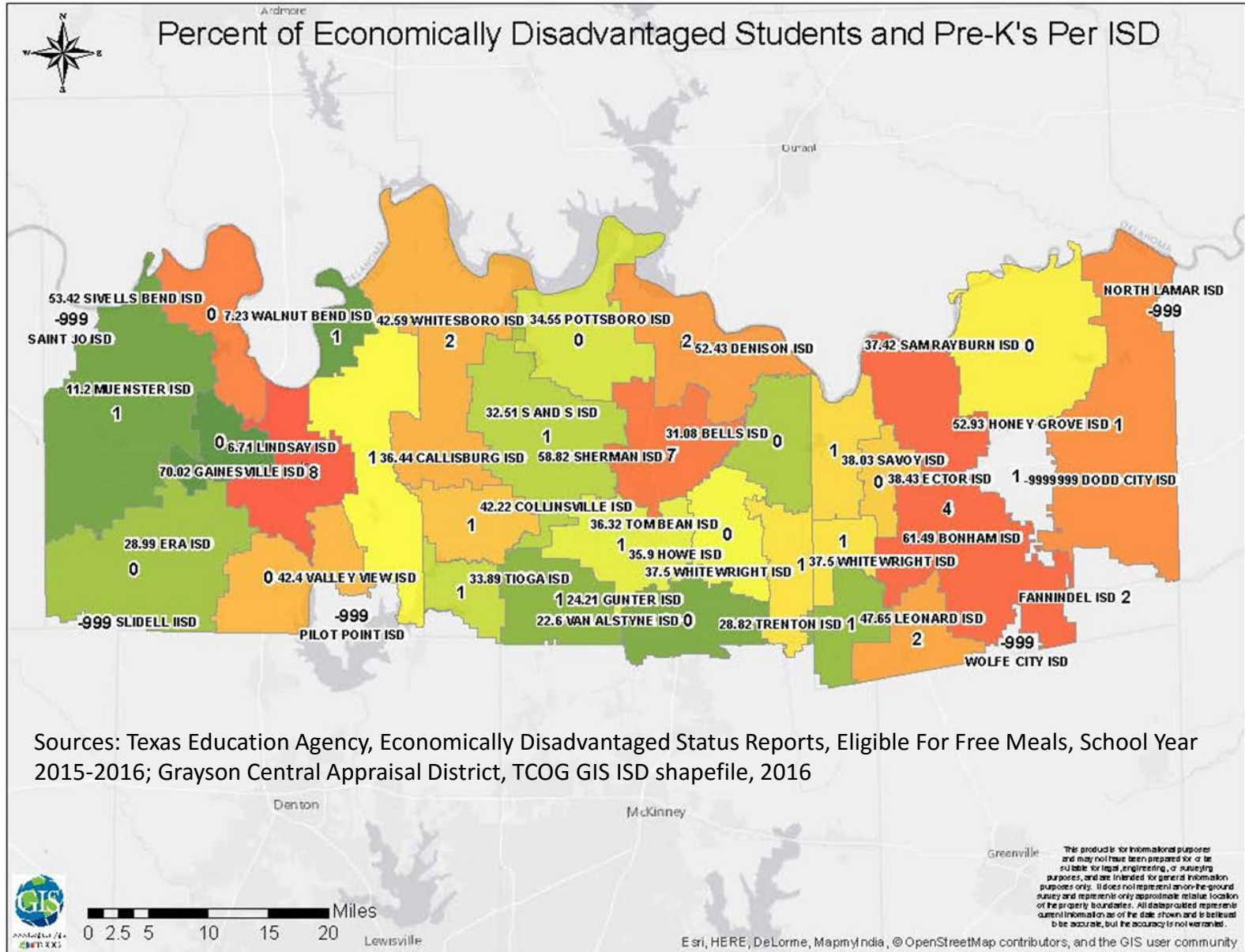


Sources: Texas Education Agency, Economically Disadvantaged Status Reports, Eligible For Free Meals, School Year 2015-2016; Grayson Central Appraisal District, TCOG GIS ISD shapefile, 2016



This product is for informational purposes only and may not have been prepared for or be suitable for legal, engineering, or surveying purposes, and are intended for general information purposes only. It does not represent an on-the-ground survey and represents only approximate relative location of the property boundaries. All data provided represents current information as of the date shown and is believed to be accurate, but the accuracy is not warranted.

Pre-Kindergarten Programs



Early Childhood Education Gaps

2014-2015 School Enrollment

COOKE COUNTY

Grade Level	Student Count
Early Education	19
Pre-kindergarten	228
Kindergarten	496
Total	743

FANNIN COUNTY

Grade Level	Student Count
Early Education	15
Pre-kindergarten	353
Kindergarten	336
Total	704

GRAYSON COUNTY

Grade Level	Student Count
Early Education	57
Pre-kindergarten	852
Kindergarten	1,679
Total	2,588

TEXOMA REGION

Grade Level	Student Count
Early Education	118
Pre-kindergarten	1,349
Kindergarten	2,509
Total	3,976

Population Age 5 and Under	3,104
-------------------------------	-------

Population Age 5 and Under	2,234
-------------------------------	-------

Population Age 5 and Under	9,052
-------------------------------	-------

Population Age 5 and Under	14,390
-------------------------------	--------

Unserviced Population	2,361
--------------------------	-------

Unserviced Population	1,530
--------------------------	-------

Unserviced Population	6,464
--------------------------	-------

Unserviced Population	10,414
--------------------------	--------

Sources: Enrollment Data: TEA, PIMS Standard Reports
Population: Kids Count; Texas State Demography Center

- ✓ **Informing Educators, Policy Makers, Elected Officials**
- ✓ **Steering Committees Beginning Work on Strategic Plans**
- ✓ **Informing Program Strategies at TCOG and Elsewhere**
- ✓ **Broadened Regional Awareness of TCOG's Efforts**

Contacts

Michael Schmitz, GIS & Planning Program Manager

mschmitz@tcog.com

(903)813-3565

Randy McBroom, TCOG Deputy Executive Director

rmcbroom@tcog.com

(903)813-3523