

IPUMS Data for Population and Policy Research

Kari Williams & Jonathan Schroeder
IPUMS, University of Minnesota

June 5, 2019

Texas Demographic Conference

Overview

- IPUMS introduction
- How do you choose the right IPUMS dataset?

- Navigating the microdata extract system
- Using the online tabulator for microdata

- Geographic data in IPUMS

What is IPUMS?

- US & international census and survey data
- Consistent documentation and standardized data allow for easier comparisons and analyses
- Available free of charge

Why use IPUMS?

- Harmonization and data enhancements
- Comprehensive online documentation
- Create and download custom data extracts
- Online data analysis tools
- User support

US & International Census & Survey Data

Census Data

IPUMS USA* (US)

IPUMS NHGIS* (US)

~~IPUMS International (Int'l)~~

~~IPUMS Terra (Int'l)~~

Survey data

IPUMS CPS (US)

IPUMS Time Use (US & Int'l)

IPUMS Health Surveys (US)

-NHIS

-MEPS

~~IPUMS Global Health (Int'l)~~

~~-DHS~~

~~-PMA~~

~~IPUMS Higher Ed (US)~~

A dark blue rounded square button with a bright yellow border. The text "US Data" is centered in white.

**US
Data**

A dark blue rounded square button with a dark blue border. The text "International Data" is centered in white.

**International
Data**

US Data

**Geographic
Detail**

**Target
Population**

**Data
Characteristics**

**Topical
Coverage**

US Data → Geographic Detail

Limited or
No Detail



NHGIS
USA
CPS
ATUS
NHIS
MEPS

Sub-state



NHGIS
USA
CPS
ATUS

Geographic
Units <100K



NHGIS

US Data

**Geographic
Detail**

**Target
Population**

**Data
Characteristics**

**Topical
Coverage**

US Data → Target Population

All Persons

↓
NHGIS
USA

Civilian,
Non-institutionalized
Population

↓
CPS
ATUS
NHIS
MEPS

US Data

**Geographic
Detail**

**Target
Population**

**Data
Characteristics**

**Topical
Coverage**

US Data → Data Characteristics

Flexibility

Microdata

Summary



USA
CPS
ATUS
NHIS
MEPS

NHGIS

Timing

Cross-Sectional

Longitudinal

Pre-1960s

NHGIS
USA

Pre-1990s

NHGIS
USA
NHIS

CPS

1990s-forward

NHGIS
USA
NHIS
ATUS

CPS
MEPS

US Data

**Geographic
Detail**

**Target
Population**

**Data
Characteristics**

**Topical
Coverage**

SES

Housing

Work

Income

Poverty

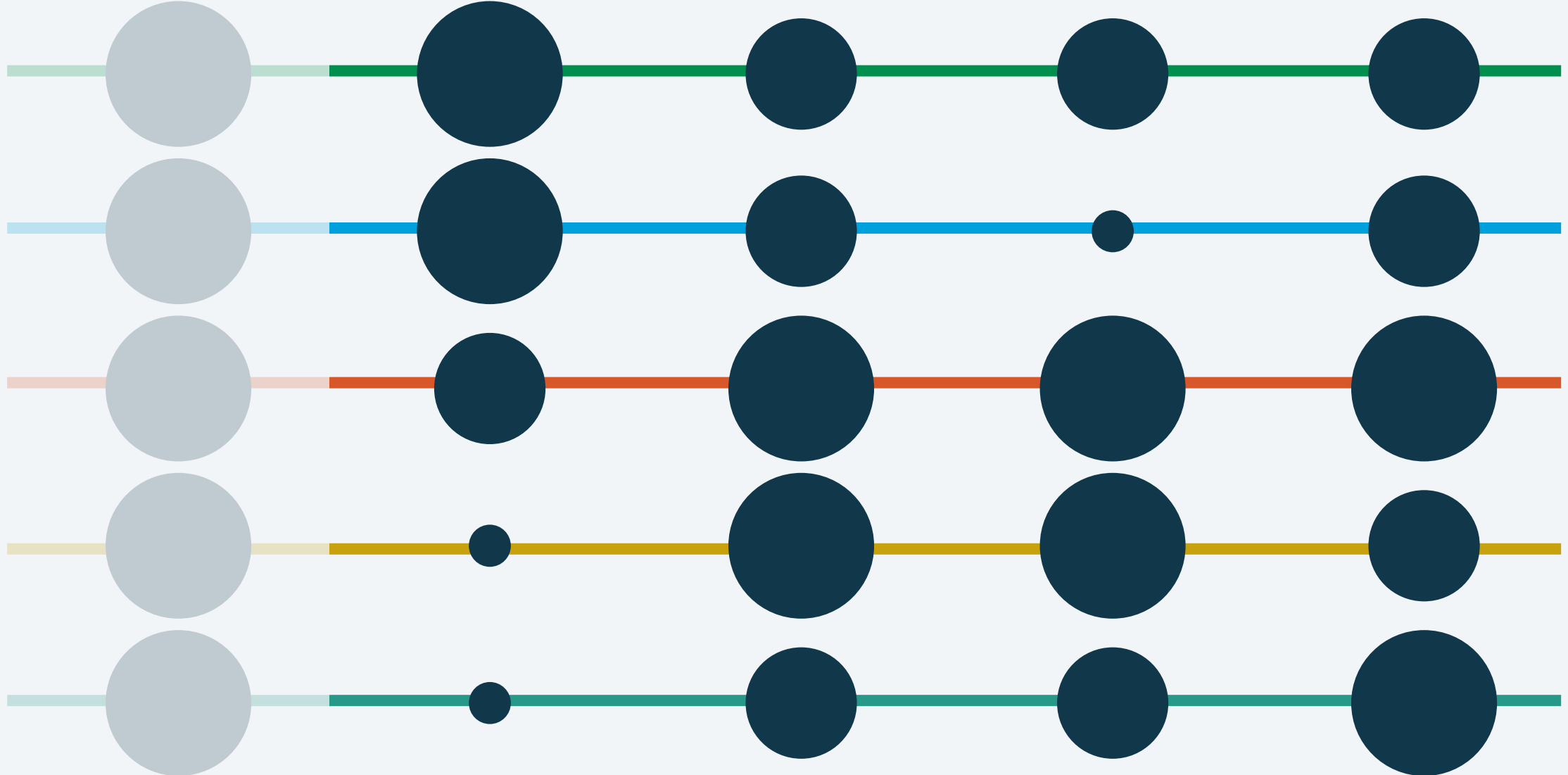
NHGIS

USA

CPS

ATUS

Health
Surveys



Fertility

Household/
Family

Health
Insurance

Health
Behaviors


Disability

Migration

NHGIS



USA



CPS



ATUS



Health
Surveys



Is there an association
between past year
migration and living in a
linguistically isolated
household in Texas?

A dark blue rounded square button with a thick yellow border. The text "US Data" is centered in white.

**US
Data**

A dark blue rounded square button with a dark blue border. The text "International Data" is centered in white.

**International
Data**

US Data

**Geographic
Detail**

**Target
Population**

**Data
Characteristics**

**Topical
Coverage**

US Data → Geographic Detail

Limited or
No Detail

Sub-state

Geographic
Units <100K

NHGIS
USA
CPS
ATUS

US Data

**Geographic
Detail**

**Target
Population**

**Data
Characteristics**

**Topical
Coverage**

US Data → Target Population

All Persons

↓
NHGIS
USA

Civilian,
Non-institutionalized
Population

↓
CPS
ATUS
~~NHIS~~
~~MEPS~~

US Data

**Geographic
Detail**

**Target
Population**

**Data
Characteristics**

**Topical
Coverage**

US Data → Data Characteristics

Flexibility

Microdata

Summary



USA
CPS
ATUS
~~NHIS~~
~~MEPS~~

~~NHGIS~~

Timing

Cross-Sectional

~~Longitudinal~~

Pre-1960s

~~NHGIS~~
USA

Pre-1990s

~~NHGIS~~
USA
~~NHIS~~

CPS

1990s-forward

~~NHGIS~~
USA
ATUS
~~NHIS~~

CPS
~~MEPS~~



US Data

**Geographic
Detail**

**Target
Population**

**Data
Characteristics**

**Topical
Coverage**

SES

Housing

Work

Income

Poverty

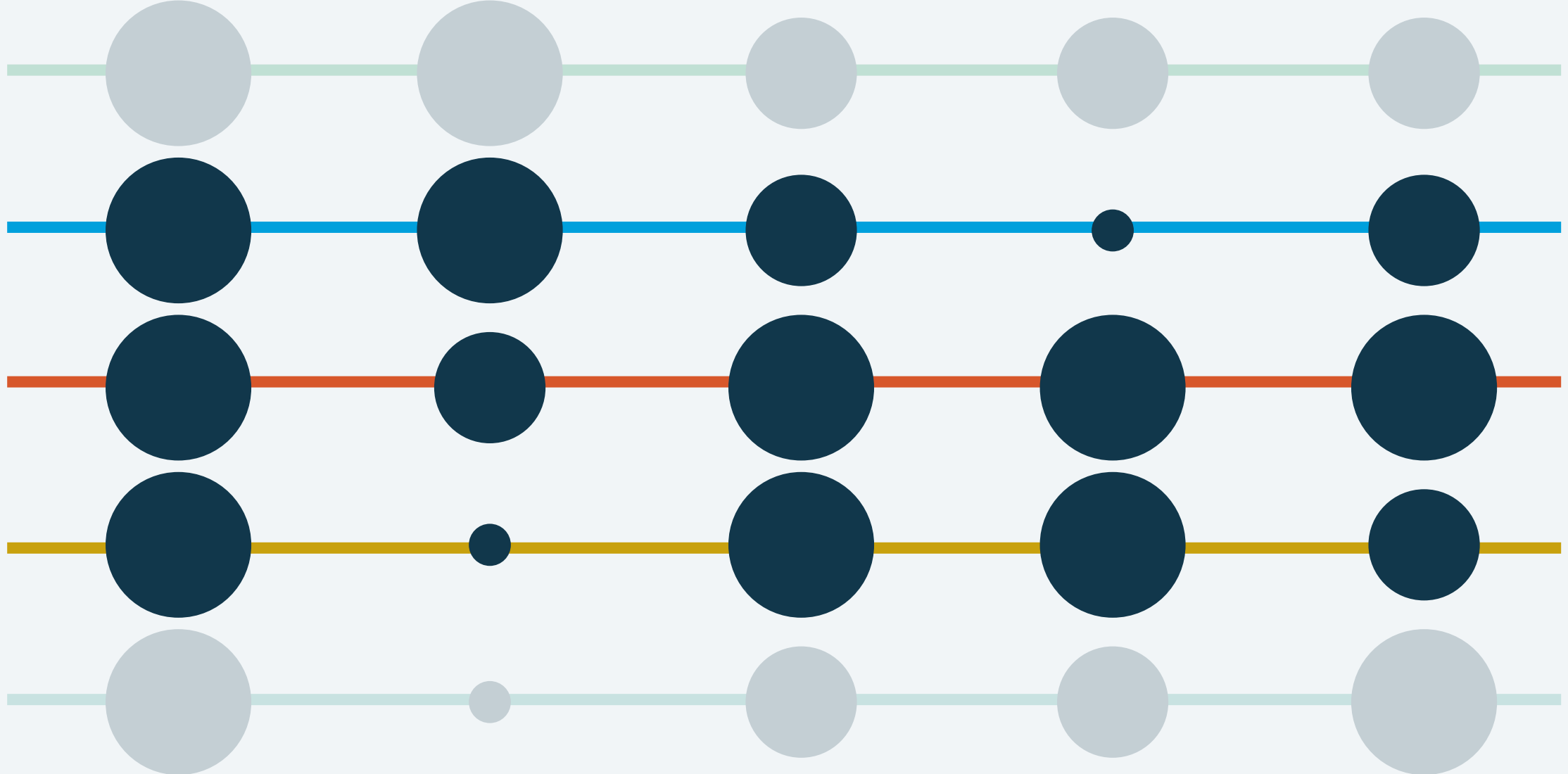
NHGIS

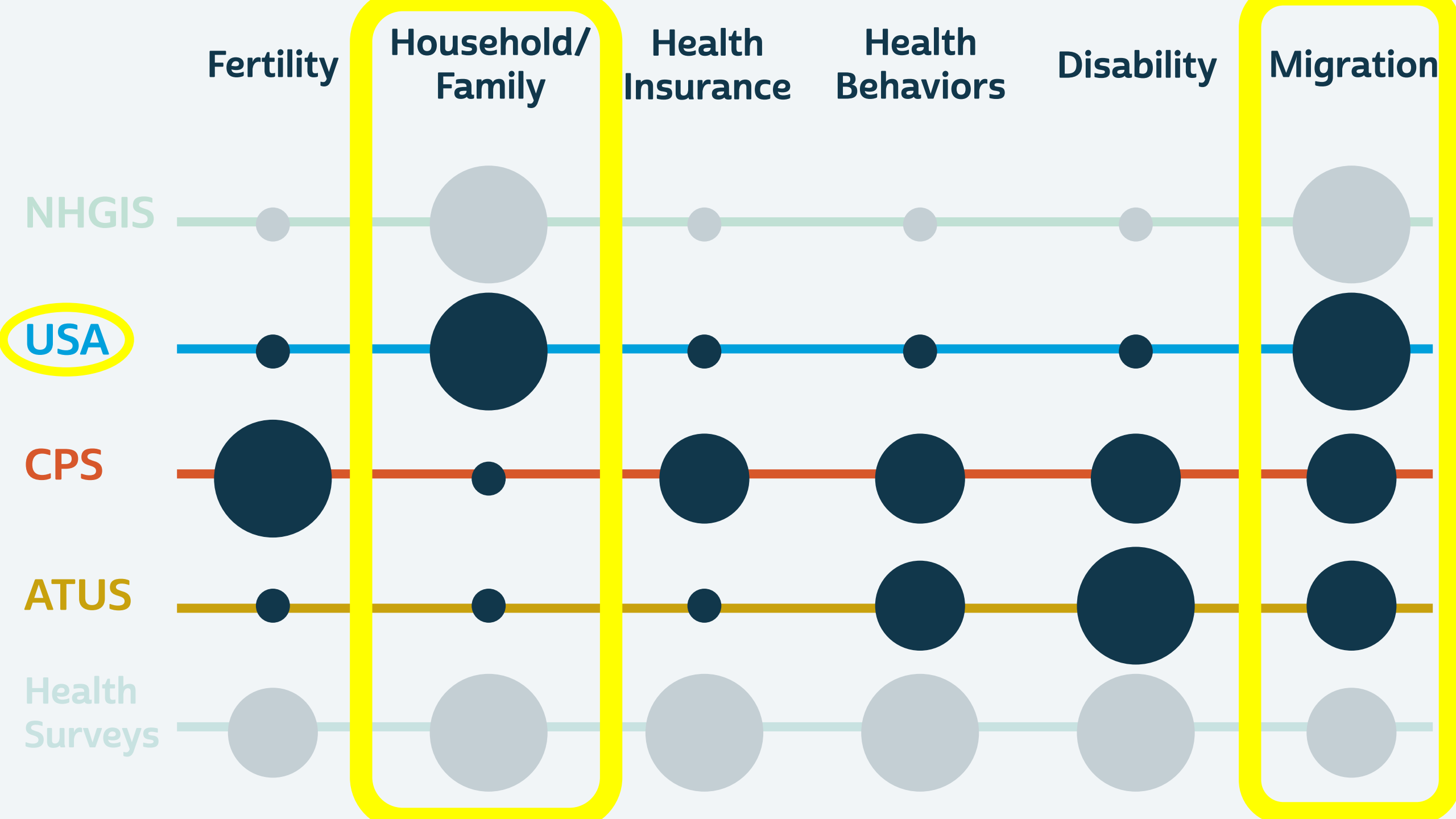
USA

CPS

ATUS

Health
Surveys





IPUMS.ORG



4796138925825634972846961
2862514197341212569321437
3154782418936587121934598
928386535389276967
34791429384242
15... 8766382894871828
691... 29174676566465
5367... 1787592
719... 153237... 24376
8647386... 35958721659837
3252147916274181421539896
94198298691814... 7316
83616915956
192542468
6847213... 1953612146
56387... 4584239428652587
7291... 3639456541764917264
38... 4291562789679316431925
5938724619628951479254386

IPUMS USA

Is there an association
between past year
migration and living in a
linguistically isolated
household in Texas?

Variables of interest

- **MIGRATE1**: Migration status, 1 year
 - Whether a person changed residence in the past year.
- **LINGISOL**: Linguistic isolation
 - Household in which either no one aged 14+ speaks English at home or no one who speaks a language other than English at home speaks English “Very well”.

SDA Online Analysis Tool Code

- row: migrate1(1-4)
- column: lingisol(1-2)
- selection filter(s): statefip(48), year(2015-2017)
- weight: perwt
- Table options:
 - Row percentaging
 - Display unweighted and weighted N of cases

SDA Online Analysis Tool Code

- row: migrate1(1-4)
- column: lingisol(1-2)
- control: year(r:2005-2007 "pre-2010"; 2015-2017
"pre-2020")
- selection filter(s): statefip(48), year(2005-2007,
2015-2017)
- weight: perwt

Thank you!

will3986@umn.edu