

The TDC Population Estimates and Projections Program Update

Helen You


Texas Demographic Center

San Antonio, Texas

July 2020



@TexasDemography



The TDC Population Estimates Program

- **Established in the mid-1980s**
- **Annual estimates:**
 - a. county total;
 - b. place total;
 - c. county population by age, sex and race/ethnicity
- **Biennial Projections;**
 - a. state by ASR
 - b. county by ASR
- **Special Projections periodically**
- **Free to the public!**



Access the TDC Population Estimates

- <https://demographics.texas.gov/Data/TPEPP/Estimates/>

TEXAS DEMOGRAPHIC CENTER
LLOYD POTTER
State Demographer

Home > Data > TPEPP > Population Estimates

Tx Pop. Estimates & Projections | Census 2020 | Census 2010 | Census 2000 | Census 1990 | Descriptive Tables

Program Overview | Population Estimates | Population Projections | Estimates Survey FAQ

Texas Population Estimates Program

The Texas Population Estimates Program produces annual estimates of the total populations of counties and places in the state and estimates of county populations by age, sex, and race/ethnicity.

2018 Estimated Population of Texas, Its Counties, and Places.


The Texas Demographic Center (TDC) produces annual estimates of the population of Texas, its counties, and places. This brief summarizes our 2018 population estimates and includes: the estimated population of counties and places, the components of population change by county and county characteristics, and demographic shifts in age distribution and race/ethnicity composition. We also map the aging of the state and rank the fastest growing, and declining, cities in Texas.

[View Brief](#)

DOWNLOAD

Population Estimates Download Tool

Online tool provides access to searchable estimates information for viewing and downloading.



Customized tables – Population Estimates Download Tool for the COUNTIES

TDC Data Downloads

Please note: For estimates 2017 and on, the Non-Hispanic Asian group is broken out and estimated separately from the Non-Hispanic Other group, and the age structure is extended to 95 years and over.

Methodology: The methodology to calculate population estimates may change from year to year. Please carefully review the entire [methodology](#) prior to using the data.

TDC Estimates Download Tool

* = Required Field

Estimate Years *

2018 2017 2016 2015 2014 2013
 2012 2011

Sex *

Totals Male
 Female

Age Grouping *

All Ages

Race/Ethnicity (NH=Non-Hispanic) *


Totals NH White NH Black
 Hispanic NH Asian NH Other

Area Selection *

County

Aggregate areas? No

- | | | | | | | | | | | | | |
|------------------------------------|-----------------------------------|------------------------------------|------------------------------------|--|------------------------------------|-------------------------------------|------------------------------------|------------------------------------|-----------------------------------|-----------------------------------|------------------------------------|-------------------------------------|
| <input type="checkbox"/> Anderson | <input type="checkbox"/> Andrews | <input type="checkbox"/> Angelina | <input type="checkbox"/> Aransas | <input type="checkbox"/> Archer | <input type="checkbox"/> Armstrong | <input type="checkbox"/> Atascosa | <input type="checkbox"/> Austin | <input type="checkbox"/> Bailey | <input type="checkbox"/> Bandera | <input type="checkbox"/> Bastrop | <input type="checkbox"/> Baylor | <input type="checkbox"/> Bee |
| <input type="checkbox"/> Bell | <input type="checkbox"/> Bexar | <input type="checkbox"/> Blanco | <input type="checkbox"/> Borden | <input type="checkbox"/> Bosque | <input type="checkbox"/> Bowie | <input type="checkbox"/> Brazoria | <input type="checkbox"/> Brazos | <input type="checkbox"/> Brewster | <input type="checkbox"/> Briscoe | <input type="checkbox"/> Brooks | <input type="checkbox"/> Brown | <input type="checkbox"/> Burleson |
| <input type="checkbox"/> Burnet | <input type="checkbox"/> Caldwell | <input type="checkbox"/> Calhoun | <input type="checkbox"/> Callahan | <input type="checkbox"/> Cameron | <input type="checkbox"/> Camp | <input type="checkbox"/> Carson | <input type="checkbox"/> Cass | <input type="checkbox"/> Castro | <input type="checkbox"/> Chambers | <input type="checkbox"/> Cherokee | <input type="checkbox"/> Childress | <input type="checkbox"/> Clay |
| <input type="checkbox"/> Cochran | <input type="checkbox"/> Coke | <input type="checkbox"/> Coleman | <input type="checkbox"/> Collin | <input type="checkbox"/> Collingsworth | <input type="checkbox"/> Colorado | <input type="checkbox"/> Comal | <input type="checkbox"/> Comanche | <input type="checkbox"/> Concho | <input type="checkbox"/> Cooke | <input type="checkbox"/> Coryell | <input type="checkbox"/> Cottle | <input type="checkbox"/> Crane |
| <input type="checkbox"/> Crockett | <input type="checkbox"/> Crosby | <input type="checkbox"/> Culberson | <input type="checkbox"/> Dallam | <input type="checkbox"/> Dallas | <input type="checkbox"/> Dawson | <input type="checkbox"/> Deaf Smith | <input type="checkbox"/> Delta | <input type="checkbox"/> Denton | <input type="checkbox"/> DeWitt | <input type="checkbox"/> Dickens | <input type="checkbox"/> Dimmit | <input type="checkbox"/> Donley |
| <input type="checkbox"/> Duval | <input type="checkbox"/> Eastland | <input type="checkbox"/> Ector | <input type="checkbox"/> Edwards | <input type="checkbox"/> El Paso | <input type="checkbox"/> Ellis | <input type="checkbox"/> Erath | <input type="checkbox"/> Falls | <input type="checkbox"/> Fannin | <input type="checkbox"/> Fayette | <input type="checkbox"/> Fisher | <input type="checkbox"/> Floyd | <input type="checkbox"/> Foard |
| <input type="checkbox"/> Fort Bend | <input type="checkbox"/> Franklin | <input type="checkbox"/> Freestone | <input type="checkbox"/> Frio | <input type="checkbox"/> Gaines | <input type="checkbox"/> Galveston | <input type="checkbox"/> Garza | <input type="checkbox"/> Gillespie | <input type="checkbox"/> Glasscock | <input type="checkbox"/> Goliad | <input type="checkbox"/> Gonzales | <input type="checkbox"/> Gray | <input type="checkbox"/> Grayson |
| <input type="checkbox"/> Gregg | <input type="checkbox"/> Grimes | <input type="checkbox"/> Guadalupe | <input type="checkbox"/> Hale | <input type="checkbox"/> Hall | <input type="checkbox"/> Hamilton | <input type="checkbox"/> Hansford | <input type="checkbox"/> Hardeman | <input type="checkbox"/> Hardin | <input type="checkbox"/> Harris | <input type="checkbox"/> Harrison | <input type="checkbox"/> Hartley | <input type="checkbox"/> Haskell |
| <input type="checkbox"/> Hays | <input type="checkbox"/> Hemphill | <input type="checkbox"/> Henderson | <input type="checkbox"/> Hidalgo | <input type="checkbox"/> Hill | <input type="checkbox"/> Hockley | <input type="checkbox"/> Hood | <input type="checkbox"/> Hopkins | <input type="checkbox"/> Houston | <input type="checkbox"/> Howard | <input type="checkbox"/> Hudspeth | <input type="checkbox"/> Hunt | <input type="checkbox"/> Hutchinson |
| <input type="checkbox"/> Irion | <input type="checkbox"/> Jack | <input type="checkbox"/> Jackson | <input type="checkbox"/> Jasper | <input type="checkbox"/> Jeff Davis | <input type="checkbox"/> Jefferson | <input type="checkbox"/> Jim Hogg | <input type="checkbox"/> Jim Wells | <input type="checkbox"/> Johnson | <input type="checkbox"/> Jones | <input type="checkbox"/> Karnes | <input type="checkbox"/> Kaufman | <input type="checkbox"/> Kendall |
| <input type="checkbox"/> Kenedy | <input type="checkbox"/> Kent | <input type="checkbox"/> Kerr | <input type="checkbox"/> Kimble | <input type="checkbox"/> King | <input type="checkbox"/> Kinney | <input type="checkbox"/> Kleberg | <input type="checkbox"/> Knox | <input type="checkbox"/> La Salle | <input type="checkbox"/> Lamar | <input type="checkbox"/> Lamb | <input type="checkbox"/> Lampasas | <input type="checkbox"/> Lavaca |
| <input type="checkbox"/> Lee | <input type="checkbox"/> Leon | <input type="checkbox"/> Liberty | <input type="checkbox"/> Limestone | <input type="checkbox"/> Lipscomb | <input type="checkbox"/> Live Oak | <input type="checkbox"/> Llano | <input type="checkbox"/> Loving | <input type="checkbox"/> Lubbock | <input type="checkbox"/> Lynn | <input type="checkbox"/> Madison | <input type="checkbox"/> Marion | <input type="checkbox"/> Martin |



Access the TDC Population Projections

- <https://demographics.texas.gov/Data/TPEPP/Projections/>

2018 Population Projections Data Downloads



Population Projections Tool

Online tool provides access to searchable projections information for viewing and downloading.

CSV Files: Contain Population Estimates Data only in a Comma Delimited file format

Customized Tables

Sex and Race/Ethnicity Total Population for 2010-2050 in 1 year increments (zipped CSV file)

- Population Projections for the State of Texas and Counties in one file (389 KB)

Age, Sex, and Race/Ethnicity (ASRE) Population

- By **Age Group** for 2010-2050 in 1 year increments (zipped CSV files)
 - Population Projections for the State of Texas
 - Population Projections for Individual Texas Counties


Select County

 - Population Projections for the State of Texas and Counties in one file (~ 1.98 MB)
- By **Single Years of Age** for 2010-2050 in 1 year increments (zipped CSV files)
 - Population Projections for the State of Texas
 - Population Projections for Individual Texas Counties

Select County

 - Population Projections for the State of Texas and Counties in one file

File Size: ~ 17 MB compressed / ~ 84 MB uncompressed / ~ 1.01 million records. This file may not load completely into MS Excel.



Customized tables – Population Projections Download Tool for the COUNTIES


Instructions & Information

Hide

- **Methodology:** Please carefully review the [entire methodology](#) prior to using the data.
- **Area Selection:** To make multiple selections within an area hold down the <CTRL> key.
- **Grouping:** Separate will display one row per area selected. Aggregate will display one row with selected areas aggregated.
- **Year Criteria:** Each year will be listed separately. You can also list years (eg. 2010-2020,2025,2030-2035)
- **Age Criteria:** Valid ages are from 0 to 95 where 95 signifies all people 95 and above. You can also define age groups (eg. 5-10,11-15,20-22,45,51), which will be aggregated.

State Level Selection			
State Level Data : Include data for entire state? <input checked="" type="radio"/> Yes <input type="radio"/> No			
County & County Based Region Selection			
Area Type	County	MSA METRO (Sep 2018)	COG
Grouping	Separate	Separate	Separate
Area	<ul style="list-style-type: none"> Anderson Andrews Angelina Aransas Archer Armstrong Atascosa Austin Bailey Bandera Bastrop Baylor Bee Bell Bexar Blanco Borden Bosque Bowie Brazoria Brazos Brewster Briscoe 	<ul style="list-style-type: none"> Abilene Amarillo Austin-Round Rock-Georgetown Beaumont-Port Arthur Brownsville-Harlingen College Station-Bryan Corpus Christi Dallas-Fort Worth-Arlington El Paso Houston-The Woodlands-Sugar Land Killeen-Temple Laredo Longview Lubbock McAllen-Edinburg-Mission Midland Odessa San Angelo San Antonio-New Braunfels Sherman-Denison Texarkana (TX Only) Tyler Victoria 	<ul style="list-style-type: none"> Alamo Area Ark-Tex Brazos Valley Capital Area Central Texas Coastal Bend Concho Valley Deep East Texas East Texas Golden Crescent Heart of Texas Houston-Galveston Lower Rio Grande Valley Middle Rio Grande Nortex North Central Texas Panhandle Permian Basin Rio Grande South East Texas South Plains South Texas Texoma

Criteria	
Years (Not Aggregated)	
<input type="radio"/> All (2010,....,2050)	
<input checked="" type="radio"/> Every <input type="text" value="5"/> yrs. starting at <input type="text" value="2010"/>	
<input type="radio"/> List of Years (comma separated)	
<input type="text" value=""/>	
Ages (Aggregated)	
<input checked="" type="radio"/> All (0-95+)	
<input type="radio"/> Every <input type="text" value="5"/> yrs. starting at <input type="text" value="0"/>	
<input type="radio"/> Age Groups (comma separated)	
<input type="text" value=""/>	
Sex	
<input checked="" type="checkbox"/> Total	<input type="checkbox"/> Male <input type="checkbox"/> Female
Race / Ethnicity*	
<input checked="" type="checkbox"/> Total	<input type="checkbox"/> NH White <input type="checkbox"/> NH Black
<input type="checkbox"/> Hispanic	<input type="checkbox"/> NH Asian <input type="checkbox"/> NH Other
* NH = Non-Hispanic	



The TDC Population Estimates Updates

- **Completed data collection for the 2019 estimates**

- **Administrative data**


- Vital statistics, voter registration, vehicle registration, nursing homes, Medicare, prison and correctional facilities, public school enrollment, public higher education enrollment and dorm count.

- **Public Data**

- Decennial Census, American Community Survey, Census Bureau Building Permits Survey

- **TDC Survey**

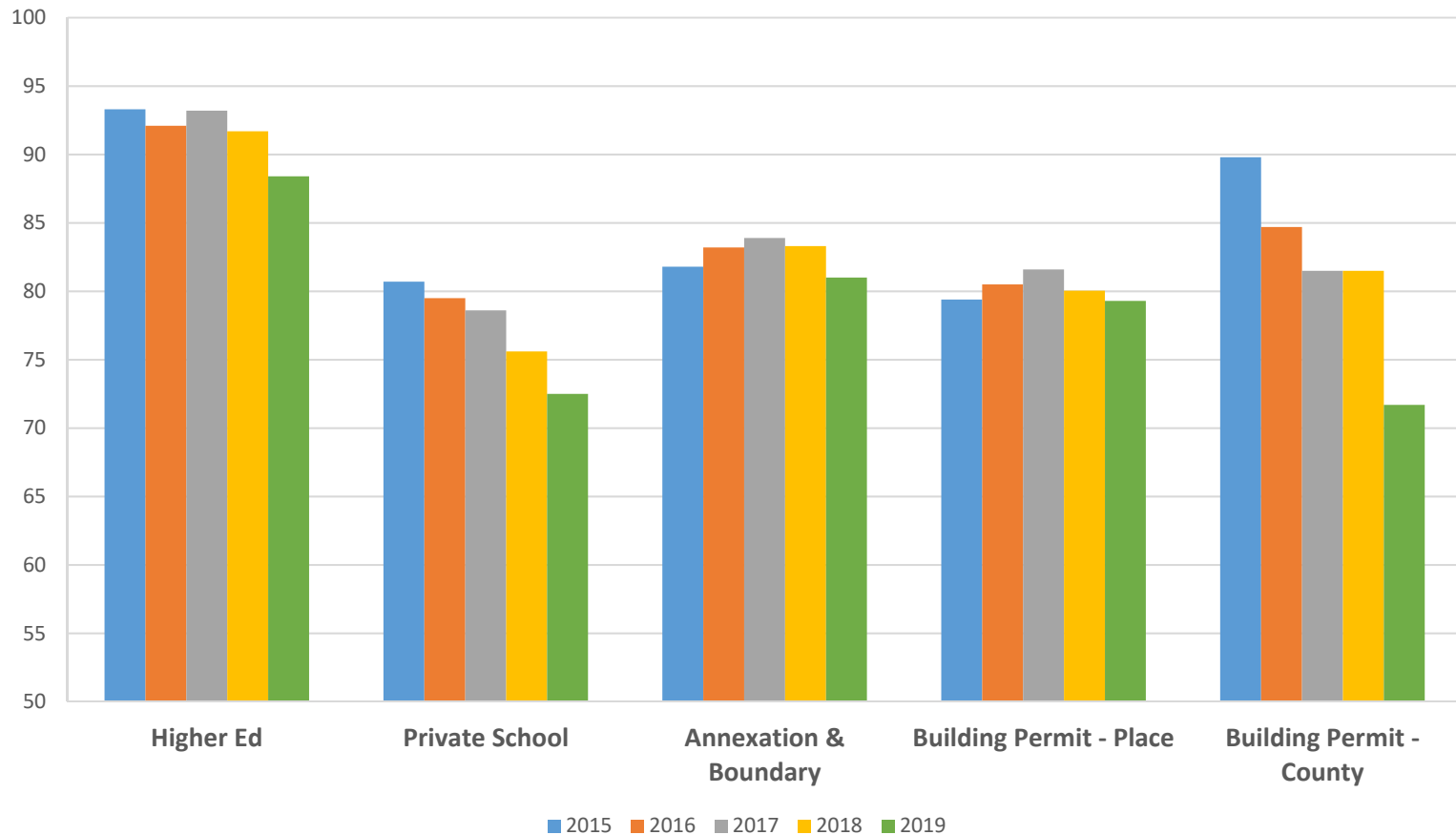
- **The PRELIMINARY 2019 estimates will be sent out for external review in SEPTEMBER**
- **The FINAL estimates will be published in OCTOBER**




The TDC Estimates Program Surveys

TDC Response Rates 2015-2019 in Percent


Source: Texas Demographic Center Population Estimates Program





Answers to questions frequently asked about the TDC Estimates


- **We publish estimates for “whole” places;**
- **We do not publish place estimates broken down by county;**
 - “part” place: sumlev 155
- **We do not publish population for unincorporated areas;**
- **Starting from 2018, we have 5 exclusive race/ethnicity breakouts, with two or more races in the residual “other” category;**



Comparison of CB and TDC Estimates

CB vs. TDC ?





Comparison of CB and TDC Estimates

- **Collaborative relationship**
 - The Federal-State Cooperative for Population Estimates (FSCPE)
 - TDC provides annual Group Quarter and Vital Statistics report to CB
 - But we produce population estimates **INDEPENDENTLY** using **DIFFERENT** methods
- **Both estimate for Texas on the July population of**
 - County and place total
 - County breakdown by age, race and sex




Comparison of CB and TDC Estimates

- **Available only in Census Bureau Estimates:**

- Components of change (birth, death, migration)
- “Part” place, or the breakdown of place estimates by county and the “residual”, or the unincorporated areas for each county
- Estimates of housing units

- **Available only in TDC Estimates:**

- Estimates for Census Designated Places (CDPs), though available in ACS
- Estimates for January, next year
- Some newly incorporated places



Comparison of CB and TDC Estimates

Other differences

■ Publishing schedule:


- ❖ CB 2019: Dec. 2019 – July. 2020
- ❖ TDC 2019: Oct. 2020

■ Vintage

- ❖ CB: each vintage includes estimates for all the years since the base year (decennial)
- ❖ TDC 2019: only estimate for current year

■ Categories used:

- Race/ethnicity
- Age



The TDC Estimates and Projections: Made IN and FOR Texas

- **We closely observe local trends.**
- **We include important local indicators.**
- **We respond to local needs.**
- **Please use and provide feedback to our estimates and projections to make our program better.**



The TDC Population Projection Updates

- **Last projection completed in 2018**
- **Working on special projections through the TxDOT One-Stop program:**
 - *Household*
 - *Household income distribution/median income*
 - *Family in poverty*
 - *Vehicle Ownership*
 - *Labor force*
 - *Disability*
- **Redesign the projection page and make the special projections available in fall**



Beyond 2020

- **First estimates 2021**
 - **First projection 2022**
 - **Census 2020 counts being the base population, estimates and projections may be impacted in terms of schedule and content availability.**
 - **Opportunity to implement changes to the estimates and projections.**
 - **Feedback greatly appreciated!**
-



Contact

Texas Demographic Center



(210) 458-6543



tdc@utsa.edu



demographics.texas.gov
