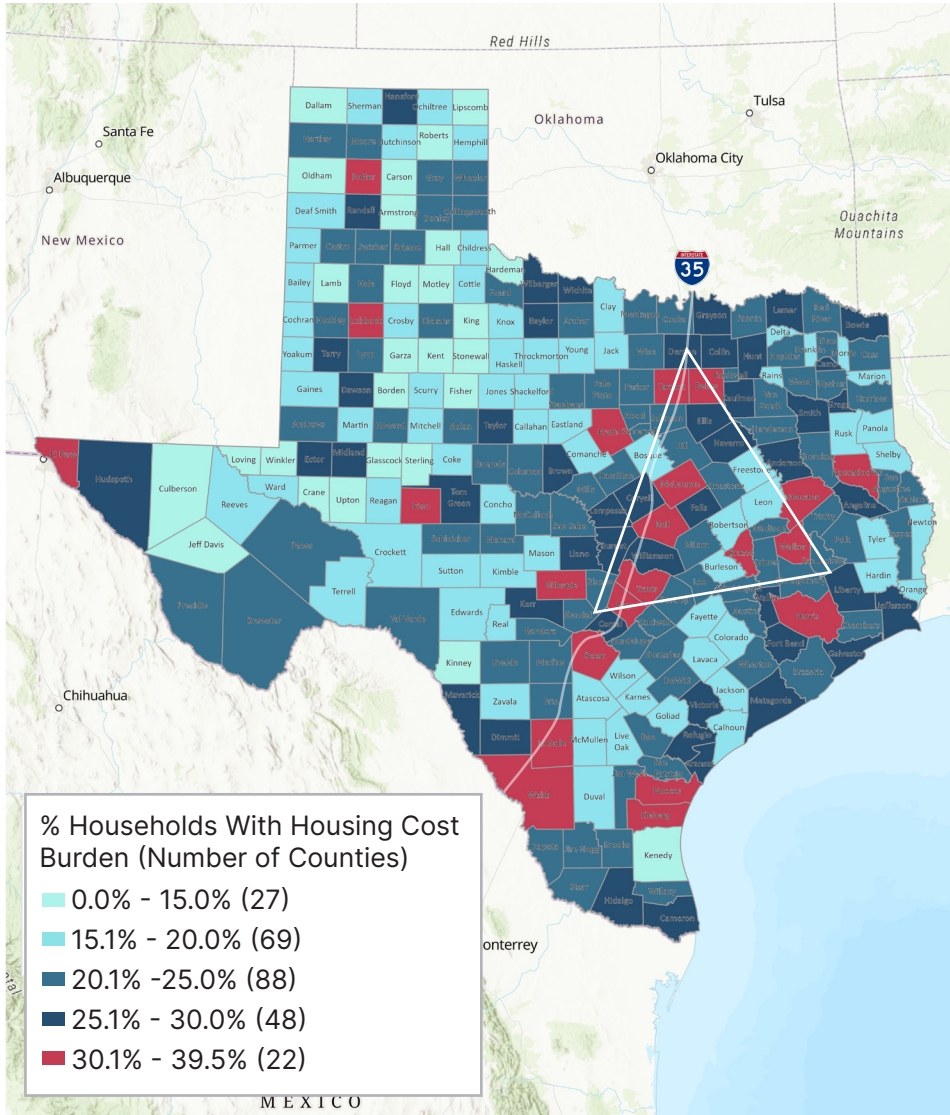


# Housing Cost Burden in Texas, 2017-2021



## Renters



**1.7M**

**49%**

among 3.8 million total renter households in Texas spent more than 30% of their income on housing costs during the 2017-2021 period.

Renter median monthly housing costs

**\$1,146**

## Homeowners



**1.3M**

**21%**

among 6.4 million total homeowner households in Texas experience housing cost burden.

Homeowner median monthly housing costs

**\$1,747**

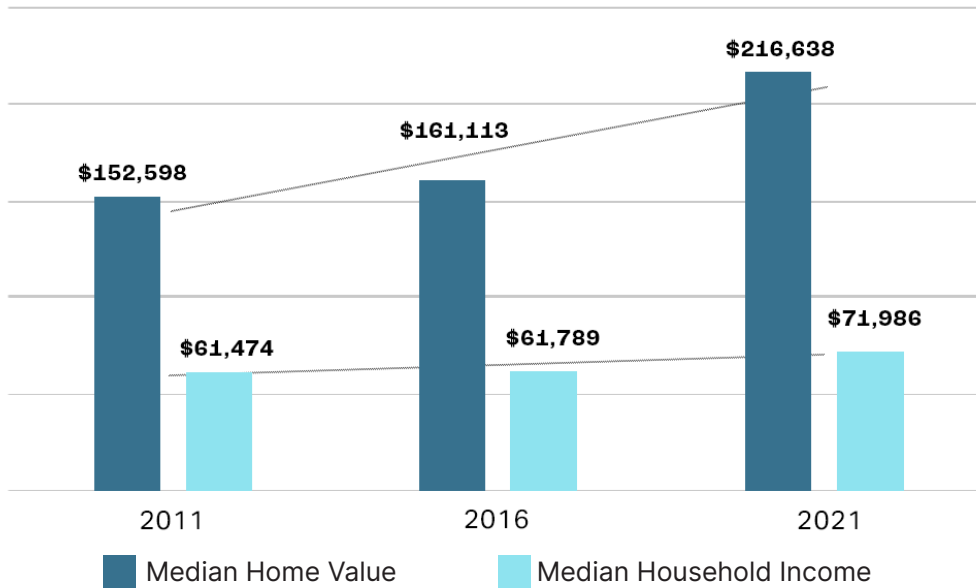
### What is housing cost burden?\*

When a household spends more than 30% of their monthly income on housing costs. These include rent or mortgage payments, utilities, and other fees.

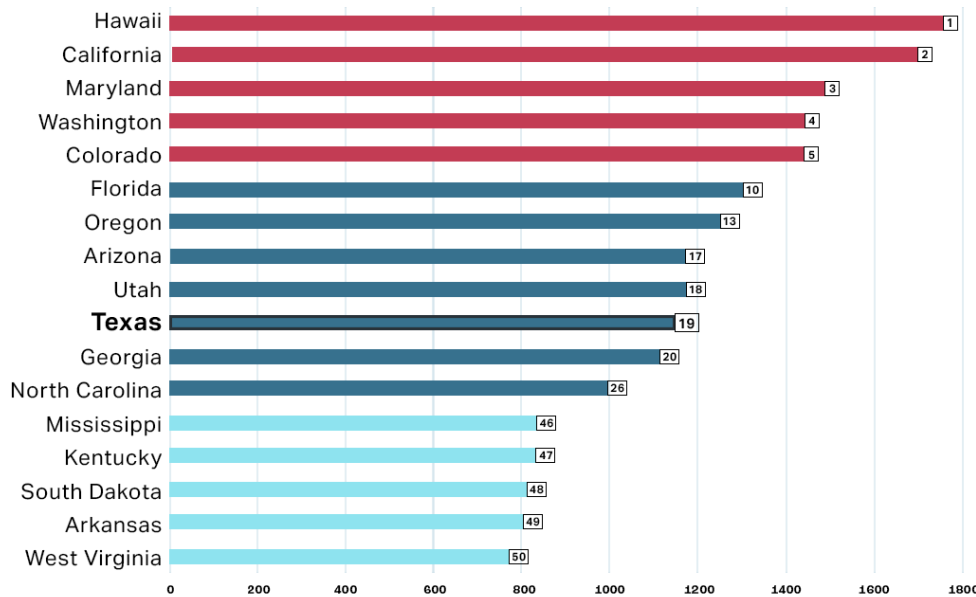
### Growth and Housing Cost Burden

Counties with the highest percent of households experiencing housing cost burden reflect the state's population growth within the Texas Triangle, along the IH-35 corridor and selected border counties.

## Median Home Value and Median Household Income in Texas, 2011-2021



## Ranking of Selected U.S. States by Median Gross Rent, 2017-2021



\*All values in 2021 dollars.

\*Department of Housing and Urban Development's definition of housing cost burden.

Source: U.S. Census Bureau, 2021 American Community Survey 5-year Estimates